

Scale Bar



Datum Line 30.00m

FIT MARK A

No.123 GROVE PARK
FRONT ELEVATION

DO NOT SCALE FROM DRAWING
ALL DIMENSIONS TO BE CHECKED ON SITE

METRO PLANS	
BUILDING SURVEY	
LEGEND	
F-C 0.00	FLOOR TO CILL HEIGHT
C-H 0.00	CILL TO HEAD HEIGHT
FL 21.80	FLOOR TO CEILING HEIGHT
0.00sp	FLOOR LEVEL
SH	SINGLE STEP HEIGHT
AH	ACCESS HATCH
AHL	ARCH HEAD LEVEL
BLR	BOILER
BDI	BOLLARD
BM 7	BENCHMARK
BSL	BEAM SOFFIT LEVEL
CAB	CABINET
CATV	CABLE TV
CBD	CUPBOARD
CCTV	CCTV CAMERA
CL	CEILING LEVEL
CNT	COUNTER
CH	CEILING HATCH
CL	CEILING LIGHT
CV	CEILING VENT
DM	DOOR HEIGHT
DS	DOUBLE SOCKET
EAVE:00.00	EAVE LEVEL
EM	ELECTRIC METER
EP	ELECTRICAL POLE
FC	FALSE CEILING
FP	FIRE PLACE
FB	FUSE BOARD
FA	FIRE ALARM
FI	FIRE INDICATOR
FE	FIRE EXTINGUISHER
GM	GAS METER
GP	GATE POST
GV	GAS VALVE
GY	GULLY
IC	INSPECTION CHAMBER
KI	STORM WATER INLET
LP	LAMP POST
MH	MANHOLE
-CL-	COVER LEVEL
-IL-	INVERT LEVEL
OHC	OVER HEAD CABLE
OHS	OVERHANG
P	POLE
PAR:00.00	PARAPET LEVEL
P&T	POST & TELECOM
PS	POWER SUPPLY
RAD	RADIATOR
RE	RODDING EYE
RS	ROAD SIGN
RWP	RAIN WATER PIPE
RIDGE:00.00	RIDGE LEVEL
SLV	SHELVING
SL	SKYLIGHT
SV	STOP VALVE
SVP	SOIL VENT PIPE
SS	SINGLE SOCKET
SW	SWITCH
ToF:00.00	TOP OF FENCE
ToW:00.00	TOP OF WALL
TP	TELEPHONE POLE
UPL	UP LIGHTER
WH	WATER HEATER
WM	WATER MAIN
WT	WATER TANK
WV	WATER VALVE
WL	WALL LAMP
10	TREE DECIDUOUS
11	TREE CONIFEROUS
12	BUSH

NOTES

All Levels to OS benchmark.
All door numbers relate to Camelot nos.

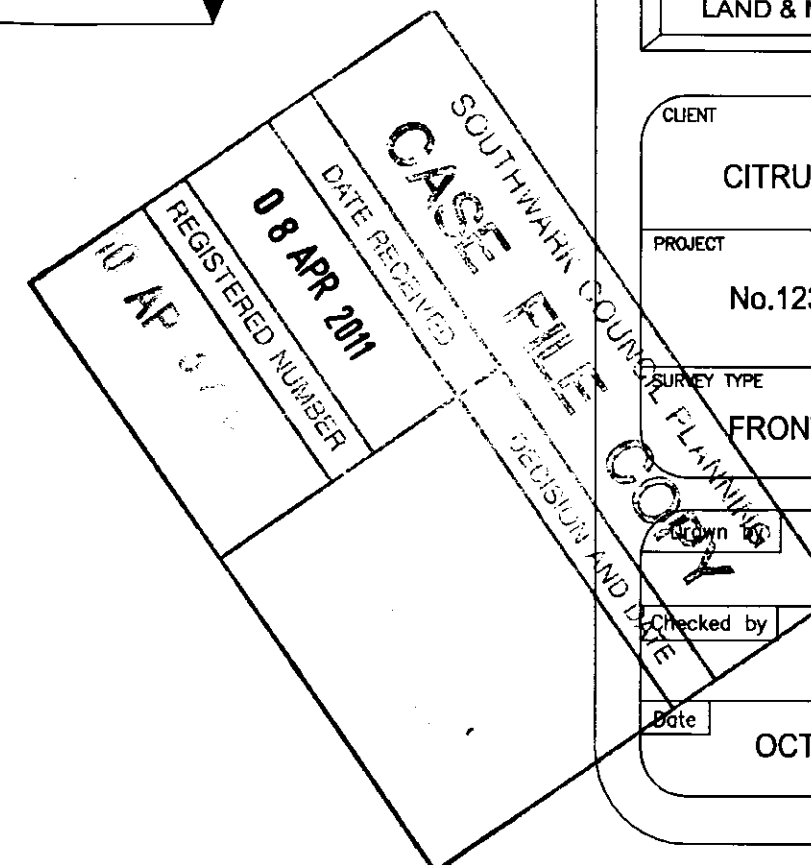
-	-	-	-
-	-	-	-
-	-	-	-
-	-	-	-
-	FULL ISSUE	07/10/2008	BB



METRO PLANS
3 GALENA RD
HAMMERSMITH
LONDON W6 0LT
TEL NO. + 44 (0) 20 8741 4699
FAX NO. + 44 (0) 20 8741 4642
EMAIL: info@metroplans.com
WEB: www.metroplans.com

LAND & MEASURED BUILDING SURVEYS

CLIENT		CITRUS GROUP	
PROJECT		No.123 GROVE PK	
SURVEY TYPE		FRONT ELEVATION	
Checked by	JG	Scale	1:50
Drawn by	BB	Job No.	2538
Date	OCT 2008	Dwg No.	2538-06





Scale Bar



30.00

Datum Line 30.00m

No.123 GROVE PARK
SIDE ELEVATION

DO NOT SCALE FROM DRAWING
ALL DIMENSIONS TO BE CHECKED ON SITE

METRO PLANS	
BUILDING SURVEY	
LEGEND	
F-C 0.00	FLOOR TO CILL HEIGHT
C-H 0.00	CILL TO HEAD HEIGHT
F 0.00	FLOOR TO CEILING HEIGHT
PL 21.60	FLOOR LEVEL
0.00	SPRING HEIGHT
10	SINGLE STEP HEIGHT
AH	ACCESS HATCH
AHL	ARCH HEAD LEVEL
BLR	BOILER
BOL	BOLLARD
BM	BENCHMARK
BSL	BEAM SOFFIT LEVEL
CAB	CABINET
CATV	CABLE TV
CBD	CUPBOARD
CCTV	CCTV CAMERA
CL	CEILING LEVEL
CNT	COUNTER
CH	CEILING HATCH
CL	CEILING LIGHT
CY	CEILING VENT
DH	DOOR HEIGHT
DS	DOUBLE SOCKET
EAVE00.00	EAVE LEVEL
EM	ELECTRIC METER
EP	ELECTRICAL POLE
FC	FALSE CEILING
FP	FIRE PLACE
FB	FUSE BOARD
FA	FIRE ALARM
FI	FIRE INDICATOR
FE	FIRE EXTINGUISHER
GM	GAS METER
GP	GATE POST
GV	GAS VALVE
GY	GULLY
IC	INSPECTION CHAMBER
KI	STORM WATER INLET
LP	LAMP POST
MH	MANHOLE
-CL-	COVER LEVEL
-IL-	INVERT LEVEL
OHC	OVER HEAD CABLE
OHG	OVERHANG
P	POLE
PAR-00.00	PARAPET LEVEL
P&T	POST & TELECOM
PS	POWER SUPPLY
RAD	RADIATOR
RE	RODDING EYE
RS	ROAD SIGN
RWP	RAIN WATER PIPE
RIDGE-00.00	RIDGE LEVEL
SLV	SHELVING
SL	SKYLIGHT
SV	STOP VALVE
SVP	SOIL VENT PIPE
SS	SINGLE SOCKET
SW	SWITCH
TOP-00.00	TOP OF FENCE
TOW-00.00	TOP OF WALL
TP	TELEPHONE POLE
UPL	UP LIGHTER
WH	WATER HEATER
WM	WATER MAIN
WT	WATER TANK
WV	WATER VALVE
WL	WALL LAMP
TD	TREE DECIDUOUS
TC	TREE CONIFEROUS
B	BUSH

NOTES

All Levels to OS benchmark.
All door numbers relate to Camelot nos.

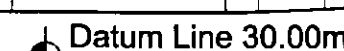
-	-	-	-
-	-	-	-
-	-	-	-
-	-	-	-
-	FULL ISSUE	07/10/2008	BB



METRO PLANS
3 GALENA RD
HAMMERSMITH
LONDON W6 0LT
TEL NO. + 44 (0) 20 8741 4699
FAX NO. + 44 (0) 20 8741 6442
EMAIL: info@metroplans.com
WEB: www.metroplans.com

METRO PLANS
LAND & MEASURED BUILDING SURVEYS

CLIENT	CITRUS GROUP		
PROJECT	No.123 GROVE PK		
SURVEY TYPE	SIDE ELEVATION		
Drawn by	JG	Scale	1:50
Checked by	BB	Job No.	2538
Date	OCT 2008	Dwg No.	2538-07



Not Visible

Assumed

30.00

DO NOT SCALE FROM DRAWING
ALL DIMENSIONS TO BE CHECKED ON SITE

METRO PLANS	
BUILDING SURVEY	
LEGEND	
F-C 0.00	FLOOR TO CEIL HEIGHT
G-H 0.00	GILL TO HEAD HEIGHT
(N)	FLOOR TO CEILING HEIGHT
FL 21.80	FLOOR LEVEL
0.00	SPRING HEIGHT
(S)	SINGLE STEP HEIGHT
AM	ACCESS HATCH
AHL	ARCH HEAD LEVEL
BOL	BOLLARD
BN	BENCHMARK
BSL	BENCH SOFFIT LEVEL
CAB	CABINET
CATV	CABLE TV
CBD	CUPBOARD
CCTV	CCTV CAMERA
CNT	CEILING LEVEL
CH	COUNTER
CL	CEILING HATCH
OH	CEILING LIGHT
CV	CEILING VENT
DS	DOOR HEIGHT
DH	DOUBLE SOCKET
PAVE:00.00	PAVE LEVEL
EM	ELECTRIC METER
EP	ELECTRICAL POLE
FC	FALSE CEILING
FP	FIRE FLACE
FB	FUSE BOARD
FA	FIRE ALARM
FI	FIRE INDICATOR
FE	FIRE EXTINGUISHER
GM	GAS METER
GP	GATE POST
GV	GAS VALVE
GY	GULLY
IC	INSPECTION CHAMBER
KI	STORM WATER INLET
LP	LAMP POST
MANH	MANHOLE
-CL:	COVER LEVEL
-IL:	INVERT LEVEL
OMC	OVER HEAD CABLE
OVNG	OVERHANG
P	POLE
PAR:00.00	PARAPET LEVEL
P&T	POST & TELECOM
PS	POWER SUPPLY
RAD	RADIATOR
RE	REDDING EYE
RS	ROAD SIGN
RWP	RAIN WATER PIPE
RIDGE:00.00	RIDGE LEVEL
SLV	SHELVING
SL	SKYLIGHT
SV	STOP VALVE
SVP	SOIL VENT PIPE
SS	SINGLE SOCKET
SW	SWITCH
TOP:00.00	TOP OF FENCE
TOP:00.00	TOP OF WALL
TP	TELEPHONE POLE
UPL	UP LIGHTER
WM	WATER HEATER
WM	WATER MAIN
WT	WATER TANK
WL	WATER VALVE
WL	WALL LAMP
(10)	TREE DECIDUOUS
(11)	TREE CONIFEROUS
(12)	BUSH

NOTES

All Levels to OS benchmark.
All door numbers relate to Camelot nos.

-	-	-	-
-	-	-	-
-	-	-	-
-	-	-	-
-	FULL ISSUE	07/10/2008	BI



CLIENT

CITRUS GROUP

PROJECT	
---------	--

No.123 GROVE PK

SURVEY TYPE	
-------------	--

SIDE ELEVATION

Drawn by

JG	Scale	1:50
----	-------	------

Checked by	
------------	--

BB	Job No.	2538
----	---------	------

Date	

OCT 2008	Dwg No.	2538-08
----------	---------	---------

SOUTHWARK COURT HOUSE	
CASE	FILE COPY
DATE RECEIVED	CASE AND DATE
08 APR 2011	
REGISTERED NUMBER	
3 MP 5 1 6	



No.123 GROVE PARK
REAR ELEVATION

NOTES

All Levels to OS benchmark.
All door numbers relate to Camelot nos.

-	-	-	-
-	-	-	-
-	-	-	-
-	-	-	-
-	FULL ISSUE	07/10/2008	BB



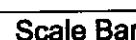
METRO PLANS

3 GALENA RD
HAMMERSMITH
LONDON W6 0LT

TEL NO. + 44 (0) 20 8741 4689
FAX NO. + 44 (0) 2087416442
EMAIL: info@metroplans.com
WEB: www.metroplans.com

LAND & MEASURED BUILDING SURVEYS

SOUTHAMPTON COUNCIL PLANNING CASE FILE COPY DATE RECEIVED 08 APR 2011 REGISTERED NUMBER DECISION AND DATE	CLIENT	CITRUS GROUP	
	PROJECT	No.123 GROVE PK	
	SURVEY TYPE	REAR ELEVATION	
	Drawn by JG	Scale	1:50
Checked by BB	Job No.	2538	
Date OCT 2008	Dwg No.	2538-09	



FIT MARK A

25.00

Datum Line 25.00m

No.123 GROVE PARK
SECTION A-A

DO NOT SCALE FROM DRAWING ALL DIMENSIONS TO BE CHECKED ON SITE	
METRO PLANS	
BUILDING SURVEY	
LEGEND	
F-C 0.00	FLOOR TO CILL HEIGHT
C-H 0.00	CILL TO FLOOR HEIGHT
⊕ 0.00	FLOOR TO CEILING HEIGHT
FL 21.80 ⊕	FLOOR LEVEL
⊕ 0.00	SPRING HEIGHT
NO	SINGLE STEP HEIGHT
AH	ACCESS HATCH
AHL	ARCH HANG LEVEL
R/LR	ROLLER
BOL	BOLLARD
BM JK	BENCHMARK
BSL	BEAM SLOTT LEVEL
CAB	CABINET
CATV	CABLE TV
CBD	CUBBOARD
CCTV	CCTV CAMERA
CH	CEILING LEVEL
CNT	COUNTER
CH	CEILING HATCH
CH	CEILING LIGHT
CH	CEILING VENT
DO	DOOR HEIGHT
	DOUBLE SOCKET
EAVE/0.00	EAVE LEVEL
EM	ELECTRIC METER
EP	ELECTRICAL POLE
FC	FALSE CEILING
FP	FIRE PLACE
FB	FUSE BOARD
FA	FIRE ALARM
FI	FIRE INDICATOR
FE	FIRE EXTINGUISHER
GM	GAS METER
GP	GATE POST
GV	GAS VALVE
GY	GULLY
IC	INSPECTION CHAMBER
KI	STORM WATER INLET
LP	LAMP POST
MH	MANHOLE
CL	COVER LEVEL
	INVERT LEVEL
OHG	OVER HEAD CABLE
OHG	OVERHANG
	POLE
PAR/0.00	PARAPET LEVEL
P&T	POST & TELECOM
PS	POWER SUPPLY
RAD	RADIATOR
RS	ROOFING EYE
RS	ROAD SIGN
RWP	RAIN WATER PIPE
RIDGE/0.00	RIDGE LEVEL
SLV	SKYLIGHT
SL	SHELLING
SV	STOP VALVE
SVP	SOIL VENT PIPE
SS	SINGLE SOCKET
SW	SWITCH
Tf/0.00	TOP OF FENCE
TW/0.00	TOP OF WALL
TW/0.00	TOP OF PAVEMENT
UPL	TELEPHONE POLE
	UP LIGHTER
WH	WATER HEATER
WM	WATER MAIN
WT	WATER TANK
WV	WATER VALVE
WL	WALL LAMP
10	TREE DECIDUOUS
11	TREE CONIFEROUS
12	BUSH

NOTES

All Levels to OS benchmark.
All door numbers relate to Camelot nos.

-	-	-	-
-	-	-	-
-	-	-	-
-	-	-	-
-	FULL ISSUE	07/10/2008	BR



METRO PLANS

3 GALENA RD
HAMMERSMITH
LONDON W6 0LT

TEL NO. + 44 (0) 20 8741 4699
FAX NO. + 44 (0) 2087416442
EMAIL: info@metroplans.com
WEB: www.metroplans.com

LAND & MEASURED BUILDING SURVEYS

SOUTHMARK CONCRETE PLANNING CASE FILE COPY DATE RECEIVED 08 APR 2011 REGISTERED NUMBER 12 AP 5753 DESIGN AND DATE		CLIENT CITRUS GROUP PROJECT No.123 GROVE PK SURVEY TYPE SECTION A-A	
Drawn by	JG	Scale	1:50
Checked by	BB	Job No.	2538
Date	OCT 2008	Dwg No.	2538-10



LANDING

HALL





FIT MARK A

25.00

Datum Line 25.00m

No.123 GROVE PARK
SECTION B-B


DO NOT SCALE FROM DRAWING
ALL DIMENSIONS TO BE CHECKED ON SITE

METRO PLANS	
BUILDING SURVEY	
LEGEND	
F-C 0.00	FLOOR TO CEIL HEIGHT
C-T 0.00	CILL TO HEAD HEIGHT
 FL 21.80	FLOOR TO CEILING HEIGHT
0.00esp	FLOOR LEVEL
NS	SPRING NOSE HEIGHT
SI	SINGLE METER HEIGHT
AH	ACCESS HATCH
AHL	ARCH HEAD LEVEL
BLR	BOILER
BOL	BOLLARD
BM	BENCHMARK
BMSL	BEAM SOFFIT LEVEL
CAB	CABIN
CATV	CABLE TV
CBD	CUPBOARD
CCTV	CCTV CAMERA
CL	CEILING LEVEL
CNT	COUNTER
CH	CEILING HATCH
CL	CEILING LIGHT
CV	CEILING VENT
DD	DOOR HEIGHT
DS	DOUBLE SOCKET
FAVE.00.00	FAVE LEVEL
EM	ELECTRIC METER
EP	ELECTRICAL POLE
FC	FALSE CEILING
FP	FIRE FLARE
FB	FUSE BOARD
FA	FIRE ALARM
FI	FIRE INDICATOR
FE	FIRE EXTINGUISHER
GM	GAS METER
GP	GATE POST
GV	GAS VALVE
GU	GULLY
IC	INSPECTION CHAMBER
KI	STORM WATER INLET
LP	LAMP POST
MH	MANHOLE
-CL:	COVER LEVEL
-IL:	INVERT LEVEL
OHC	OVER HEAD CABLE
OHB	OVERHANG
P	POLE
PAR.00.00	PARAPET LEVEL
P&T	POST & TELECOM
PS	POWER SUPPLY
RAD	RADIATOR
RE	RODDING EYE
RS	ROAD SIGN
RWP	RAIN WATER PIPE
RIDGE.00.00	RIDGE LEVEL
SLV	SHELVING
SL	SKYLIGHT
SV	STOP VALVE
SVP	SOIL VENT PIPE
SS	SINGLE SOCKET
SW	SWITCH
TOP.00.00	TOP OF FENCE
TOW.00.00	TOP OF WALL
TP	TELEPHONE POLE
UPL	UP LIGHTER
WH	WATER HATCH
WM	WATER MAIN
WT	WATER TANK
WV	WATER VALVE
WL	WALL LAMP
 10	TREE DECIDUOUS
 10	TREE CONIFEROUS
 10	BUSH

NOTES

All Levels to OS benchmark.
All door numbers relate to Camelot nos.

-	-	-	-
-	-	-	-
-	-	-	-
-	-	-	-
-	FULL ISSUE	07/10/2008	BI



METRO PLANS

METRO PLANS

3 GALENA RD
HAMMERSMITH
LONDON W6 0LT
TEL NO. + 44 (0) 20 8741 4699
FAX NO. + 44 (0) 2087416442
EMAIL: info@metroplans.com
WEB: www.metroplans.com

LAND & MEASURED BUILDING SURVEYS

CLIENT

CITRUS GROUP

PROJECT	
---------	--

No.123 GROVE PK

	SURVEY TYPE
--	-------------

SECTION B-B

Drawn by

JG

Scale 1:50

Checked by _____

BB

Job No.	2538
---------	------

Date	
------	--




OCT 2008

Dwg No.	2538-11
---------	---------



No.123 GROVE PARK
SECTION C-C

DO NOT SCALE FROM DRAWING
ALL DIMENSIONS TO BE CHECKED ON SITE

METRO PLANS	
BUILDING SURVEY	
LEGEND	
F-C 0.00	FLOOR TO CILL HEIGHT
C-H 0.00	CILL TO HEAD HEIGHT
	FLOOR TO CEILING HEIGHT
FL 21.80	FLOOR LEVEL
0.000ep	SPRING HEIGHT
QWep	SINGLE STEP HEIGHT
AM	ACCESS HATCH
AHL	ARCH HEAD LEVEL
BLR	BOILER
BOL	BOLLARD
BM 7K	BENCHMARK
BSL	BEAM SOFFIT LEVEL
CAB	CABINET
CATV	CABLE TV
CBD	CUPBOARD
CCTV	CCTV CAMERA
CL	CEILING LEVEL
CNT	COUNTER
CH	CEILING HATCH
CL	CEILING LIGHT
CV	CEILING VENT
DH	DOOR HEIGHT
DS	DOUBLE SOCKET
EAVE:00.00	EAVE LEVEL
EM	ELECTRIC METER
EP	ELECTRICAL POLE
FC	FALSE CEILING
FP	FIRE PLACE
FB	FUSE BOARD
FA	FIRE ALARM
FI	FIRE INDICATOR
FE	FIRE EXTINGUISHER
GM	GAS METER
GP	GATE POST
GV	GAS VALVE
QUILY	QUILY
IC	INSPECTION CHAMBER
KI	STORM WATER INLET
LP	LAMP POST
MH	MANHOLE
-CL	COVER LEVEL
-IL	INVERT LEVEL
OH	OVER HEAD CABLE
OHG	OVERHANG
	POLE
PAR:00.00	PARAPET LEVEL
P&T	POST & TELECOM
PS	POWER SUPPLY
RAD	RADIATOR
RE	RODDING EYE
RSN	ROAD SIGN
RWP	RAIN WATER PIPE
RIDGE:00.00	RIDGE LEVEL
SLV	SHELVING
SL	SKYLIGHT
SV	STOR VALVE
SS	SOIL VENT PIPE
SVP	SINGLE SOCKET
SW	SWITCH
TOP:00.00	TOP OF FENCE
TOW:00.00	TOP OF WALL
TP	TELEPHONE POLE
UP LUG	UP LUG
WH	WATER HEATER
WM	WATER MAIN
WT	WATER TANK
WV	WATER VALVE
WL	WALL LAMP
	TREE DECIDUOUS
	TREE CONIFEROUS
	BUSH

NOTES

All Levels to OS benchmark.
All door numbers relate to Camelot nos.

-	-	-	-
-	-	-	-
-	-	-	-
-	-	-	-
-	FULL ISSUE	07/10/2008	BB



CLIENT
CITRUS GROUP

PROJECT

No.123 GROVE PK

SURVEY TYPE

SECTION A-A

Drawn by	JG	Scale	1:50
Checked by	BB	Job No.	2538
Date	OCT 2008	Dwg No.	2538-12

